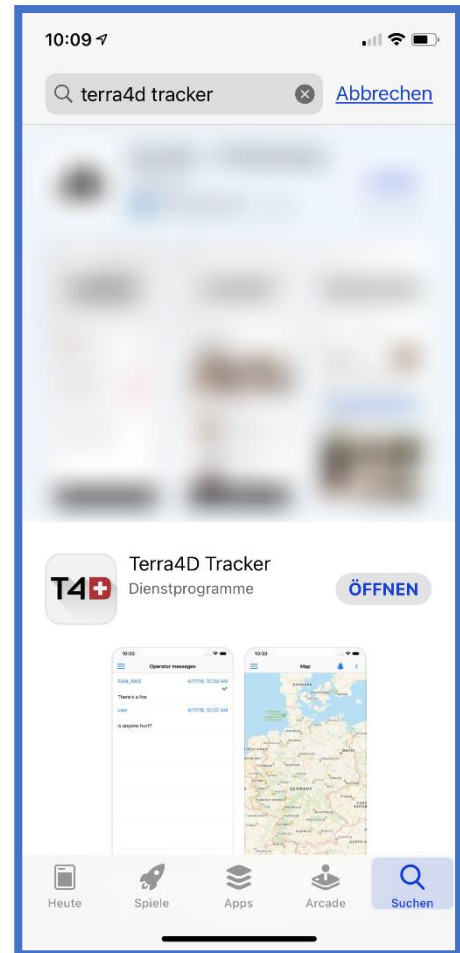


## How to install Terra4D mobile App on iOS device

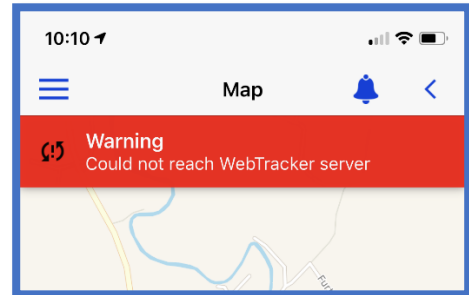
### 1) Install the App

- Go to App Store
- Search for “terra4d tracker”
- Install the App
- Open the App

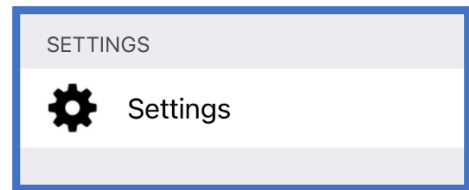


## 2) Configure the settings

- Click on the menu button  in upper left corner:



- Select "Settings":



- Go to "Tracker Settings"

- Type as Host: "wttest-1.terra4d.de"

- Type as Token the token which is generated in Terra4D Configurator specifically for your device under:
  - Go to "Users/Resources"
  - Select or create your mobile device
  - Select the right "Tracking Device"
  - Read "Unique identifier" and set it as "Token" in the mobile App settings

